PS3.2-12 (12V3.2Ah)

Specification

Nominal Voltage (V)	12V (6 cells in series)	
Rated Capacity	3.2Ah	(C_{20},1.75V/cell)
Dimensions(mm)	Length	134.5 ± 2 mm
	Width	68 ± 1.5 mm
	Height	60 ± 1.5 mm
	Total Height	66 ± 1.5 mm
Nominal Capacity @25℃ (Ah)	20 Hour rate (0.162A to 10.5 volts)	3.24Ah
	10 Hour rate (0.309A to 10.5 volts)	3.09Ah
	5 Hour rate (0.552A to 10.5 volts)	2.76Ah
	1 Hour rate (2.080A to 9.6 volts)	2.08Ah
	15 min rate (6.160A to 9.6 volts)	1.54Ah
Approx. Weight	1.3 kg	
Terminal	T1-A	
Max.Discharge Current	48A @25℃ (5s)	
Internal Resistance	35mΩ @25℃ (Full Charged Battery)	
Floating Design Life	5 years @25℃	
Ambient Temperature	Charge：-15℃~50℃ Discharge：-20℃~60℃ Storage：-20℃~50℃	
Container Material	A.B.S , UL94-HB , UL94-V0 , Optional	
Self Discharge	VRLA batteries can be stored for more than 6 months at 25℃. Self-Discharge ratio less than 3% per month at 25℃. Please charge batteries before using.	

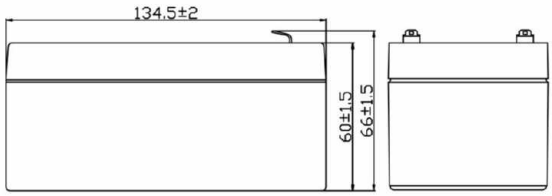

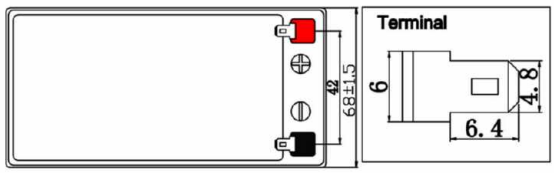

Certification

MH28792

KK06-006-00763

ISO 9001 · ISO 14001 · OHSAS 18001 · TLC

Constant Current Discharge Characteristics (A), (25°C)

F.V/TIME	5min	10min	15min	30min	60min	2H	3H	5H	8H	10H	20H
1.60V/cell	12.62	8.272	6.160	3.280	2.080	1.172	0.837	0.564	0.374	0.320	0.171
1.70V/cell	11.46	7.664	5.808	3.184	2.034	1.154	0.816	0.556	0.368	0.312	0.165
1.75V/cell	10.29	7.184	5.488	3.088	2.008	1.144	0.808	0.552	0.365	0.309	0.162
1.80V/cell	9.232	6.720	5.168	2.992	1.979	1.134	0.798	0.546	0.360	0.304	0.155

Constant Wattage Discharge Characteristics (Watt), (25°C)

F.V/TIME	5min	10min	15min	30min	60min	2H	3H	5H	8H	10H	20H
1.60V/cell	22.83	15.10	11.34	6.259	4.125	2.324	1.668	1.126	0.746	0.639	0.342
1.70V/cell	21.10	14.24	10.89	6.129	4.050	2.298	1.629	1.110	0.735	0.624	0.331
1.75V/cell	19.20	13.59	10.38	5.996	4.003	2.280	1.615	1.103	0.729	0.618	0.325
1.80V/cell	17.39	12.82	9.862	5.859	3.949	2.263	1.597	1.091	0.720	0.609	0.312

POWER KINGDOM®

PS3.2-12 (12V3.2Ah)

Charge Characteristics Curve

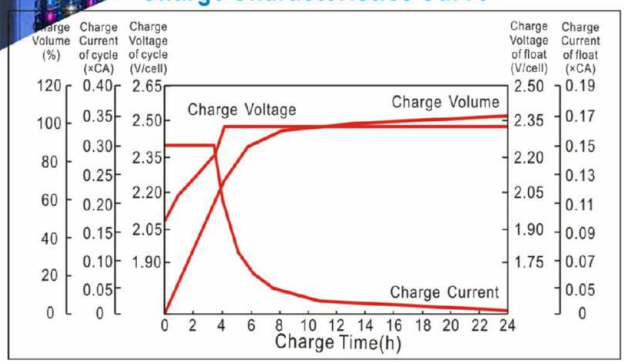

Discharge Characteristics Curve

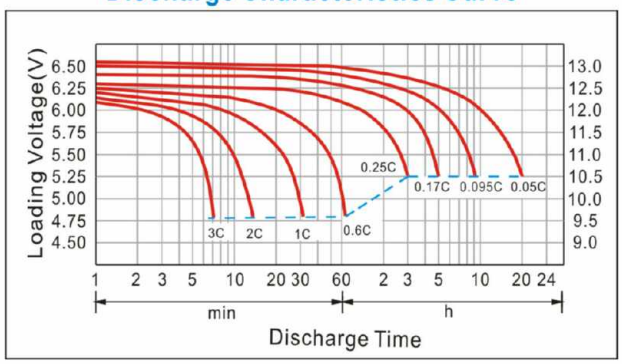

Cycle service life in relation to depth of discharge

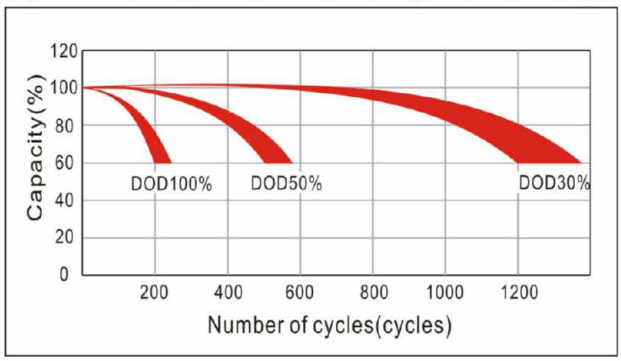

Capacity Storage Characteristics

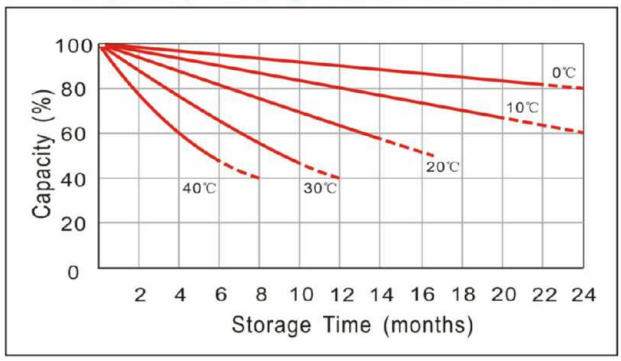

Capacity Factors with Different Temperature

Battery type		–20℃	–10℃	0℃	5℃	10℃	20℃	25℃	30℃	40℃	45℃
GEL Battery	6V&12V	50%	70%	83%	85%	90%	98%	100%	102%	104%	105%
	2V	60%	75%	85%	88%	92%	99%	100%	103%	105%	106%
AGM Battery	6V&12V	46%	66%	76%	83%	90%	98%	100%	103%	107%	109%
	2V	55%	70%	80%	85%	92%	99%	100%	104%	108%	110%

Maintenance & Cautions

☑ Charging Procedure:

Application	Charging method	Charge voltage at 25℃	Temperature compensation coefficient of charging voltage	Max.charging current	Temperature
For standby power source	Constant voltage charging (With current restriction)	2.25~2.30 V/cell	–3mV/℃/cell	0.2CA	–15~50℃
For cycle service		2.45~2.50 V/cell	–4mV/℃/cell	0.3CA	

☑ Every month, recommend inspection every battery voltage.

☑ Every three months, recommend equalization charge for one time.Equalization charge method:

Step 1:Discharge: 100% rate capacity discharge.

Step 2:Charge: Max. Current 0.3CA, constant voltage 2.45–2.50V/Cell charge 24h.

☑ Length of service life will be directly affected by the number of discharge cycles, depth of discharge, Ambient temperature and charging voltage.

☑ Charge the batteries at least once every six months, if they are stored at 25℃.Charging Method:

Constant Voltage : –0.2C × 2h+2.4~2.45V/cell × 24h , Max. Current 0.25CA

Constant Current : –0.2C × 2h+0.1C × 12h

Fast : –0.2C × 2h+0.3C × 4h

☑ Terminal of torque:

Bolt	M5	M6	M8
Terminal	T3、T10	T4、T7、T11、T12、T13	T5、T6、T8、T9、T14
Torque	6~7N.m	8~10N.m	10~12N.m

Shenzhen Power Kingdom Co.,Ltd Email: sales@powerkingdom.com.cn Tel: +86-755-22161920 22161923

www.powerkingdom.com.cn Baigongao Industrial Zone, Xikeng New Village, Fumin, Guanlan Town, Shenzhen Guangdong, China